

Voice of the International Students

VIS

医学研究院
国際連携室だより

June 2017
(Vol.20)

What is VIS ?

The International Relations Office of the Faculty of Medicine issues VIS to send out the live messages from International Students of Graduate School of Medicine and School of Medicine and promote the exchange of intercultural information. We hope VIS helps to cultivate intercultural communications and boost international exchanges.

VISの発行の目的は、医学院・医学部の学生の生の声を外に出すことと、異文化間の情報交換を促進することです。VISが異文化間のコミュニケーションを養い、国際交流を実行していくうえで役に立つことを望んでいます。

WELCOME TO HOKKAIDO UNIVERSITY SCHOOL OF MEDICINE




Hokkaido University School of Medicine

Clinical Electives at Hokkaido University

Hokkaido University School of Medicine accepts medical students around the world for clinical electives during each academic year.

Students would take clinical electives at Hokkaido University Hospital which is located next to the School of Medicine.



Hokkaido University Hospital




Campus of Hokkaido University


We Support Your Elective

Our office is dedicated to support student exchange, starting from application process to the completion of the electives, and providing helping hand regarding housing, visa, etc.

To our delight, many students say it's one of their most memorable experiences.



Students from Chinese University of Hong Kong with Dr. Murakami at International Relations Office



WELCOME EXCHANGE STUDENTS

From Taipei Medical University, Taiwan



Hong Chien Hsiung

受入診療科：生殖医学教室、消化器外科学教室 I
Hong Chien Hsiung (second left)


It was a great experience to study in Hokkaido University Hospital. The school was very big and beautiful. Thank you everyone for being very nice to me and trying to cross the language barrier between us so that I could learn a lot of things and enjoy so much!

In Obstetrics, I've seen many things for the first time. It impressed me a lot. I also had a chance to join the Caesarean section!

In Gastroenterological surgery I, I was lucky to meet some rare cases and watch the surgeries. Besides, I was astonished that there was Echinococcus! In addition, laparoscopic suture and suture classes were great!

If you have the chance to be an exchange medical student in Japan, please choose Hokkaido University! Not only can you learn a lot but also meet lots of kind people and eat delicious food while seeing beautiful scenery.

From National Taiwan University, Taiwan



Chen Jui Chiu


受入診療科：救急医学教室、放射線医学教室、
核医学教室
Chen Jui Chiu (second right)

This was the first medical student exchange program between Hokkaido University and my school, National Taiwan University and I hope this relationship may last in the future.

In the Department of Emergency, I could perform my first CPR to real patient, which was definitely unforgettable. In the Department of Radiology, I had the opportunity to be taught by Dr. Khin Khin Tha regarding MRI reading, which I greatly appreciate and also had a chance to visit Proton Beam Therapy (PBT) Center.

In the Department of Nuclear Medicine, doctors and the 6th graders were extremely friendly and willing to chat with me in English. Here, I experienced one of the most impressive week in Japan.

Best wishes to all my teachers and friends!



Cheng-Wei Tseng

受入診療科：循環病態内科学教室、
消化器内科学教室
Cheng-Wei Tseng (second right)

Staying in Hokkaido University Hospital in 3 weeks was amazing. Both Department of Cardiovascular Medicine and Department of Gastroenterology provided me lots of opportunities to learn clinical experience and medical knowledge.

During lectures, I learned some basic medical knowledge with students. In procedure rooms, I saw several kinds of examinations, including EPS, echocardiography, angiography, EUS-FNA, ERCP, etc. In morning round, I followed doctors' instructions and saw how they interacted with patients. Besides, doctors in each department prepared welcoming party and farewell party for me. Some medical students even showed me around in the city. I really had great time here.

The International Hour time to introduce my university and hospital was quite meaningful, too. It's a good chance for medical students from different countries to have interactions with each other. All in all, thank you all who helped me during my training in the Hokkaido University Hospital.



WELCOME EXCHANGE STUDENTS

From Chinese University of Hong Kong , Hong Kong



Chan Chun Man

受入診療科：腎泌尿器外科学教室、
消化器外科学教室 II
Chan Chun Man (left)



Kyle Ka Yin HO

受入診療科：消化器外科学教室 II、
整形外科学教室
Kyle Ka Yin HO (front middle)



Tong Ming Ho

受入診療科：消化器外科学教室 I、
小児科学教室
Tong Ming Ho (right)

Simply perfect. From first day of arrival to the end of the exchange period, I have been taken good care of by the Hokkaido University staffs and students.

During the school weeks, I was allocated with teaching ward rounds, outpatient clinics, lectures, practical simulations, and surgical operation observations. Professors and doctors taught and explained proactively and answered to my many questions. I was immensely motivated by their passion to work harder. Students were friendly and I was toured around the teaching hospital and the huge university campus. During break times, I had lunch and dinner with doctors and students. We talked about cultures, medical systems, university life, and so many topics. All these conversations and interactions were delightful and

made me feel supported. I am glad to have the chance to join some student club activities and gatherings.

Hokkaido University has a huge campus with beautiful sceneries. I feel lucky to see the snow as well as cherry blossom in our stay. The University is just next to the Sapporo city centre which was really convenient in terms of transportation. Leisure activities such as restaurant dining and shopping were all enjoyable.

I am so glad to meet and befriend with all of you. Thank you for making our stay feel like home.

Chan Chun Man, Chinese University of Hong Kong

From Li Ka Shing Faculty of Medicine, University of Hong Kong, Hong Kong



Ho Chun Lok

受入診療科：小児科学教室、消化器外科学教室 I
Ho Chun Lok (third right)

Greetings from Hong Kong! I had 4-weeks clinical attachment in Hokkaido University Hospital and it was amazing! I learned a lot in this attachment, both on knowledge and on how to be a doctor.

I was in Department of Pediatrics for the first 2 weeks, under Cardiovascular Team, Endocrine Team and Neurology Team. My last 2 weeks attachment was in Gastroenterological Surgery I. I joined the Pediatrics Surgery Team and watched surgeries including Laparoscopic Percutaneous Extraperitoneal Closure, resection of Sacrococcygeal Tetratoma, Dudenoduodenostomy for duodenal atresia and surgical biopsy for Hirschsprung' s Disease.

Besides on medical aspects, I also discussed with my doctors and classmates about cultural differences between Hong Kong and Japan, introducing my home city and knowing more about Sapporo and Hokkaido. I went on trips on Saturdays and Sundays with my Taiwan roommates (also medical students) on the recommendations by doctors. Cherry Blossoms in May were truly beautiful.

All in all, my attachment was an invaluable experience and I would recommend this program to my fellow students in Hong Kong. Come to Hokkaido U and broaden your horizons!

WELCOME EXCHANGE STUDENTS

From Mahidol University, Thailand

Jakrapat Sawatruang

受入診療科：
救急医学教室、
消化器外科学教室Ⅱ、
循環器・呼吸器外科学教室
Jakrapat Sawatruang (left)



Supapitch Chanthong

受入診療科：
消化器外科学教室Ⅱ、
循環器・呼吸器外科学教室
Supapitch Chanthong
(front middle)



Chinnaphat Chaiwattanateerakorn

受入診療科：
消化器外科学教室Ⅰ、
血液内科学教室
Chinnaphat
Chaiwattanateerakorn
(back left)



Pathitta Doradee

受入診療科：
消化器外科学教室Ⅱ、
乳腺外科学教室、
脳神経外科教室
Pathitta Doradee (left)
presenting at International
Hour



I am very glad that I had a chance to visit Japan as a special auditor, not as just a normal tourist like usual. I has never visited Hokkaido before, so I really had no idea how being an exchange student here would be. But things got clearer and clearer, the longer I stayed here. I did not only learn about medical education in Japan, but I also had a chance to participate in the curriculum activities such as some laboratory experiments, case presentation, surgical skills practice (e.g. Laparoscopic suturing practice and graft suturing practice), some lectures and joining the surgical field. They were very interesting and fun. I was very excited to learn them all.


The most impressive experience here for me was that I really met good people here, all teachers and students. They were very nice to me.

The teachers were very kind and supportive. The students, which were the group of people I spent most of my time with, did help me A LOT. They didn't only translate things for me, but they also helped me with almost everything. I learned some degrees of Japanese culture from them, which made my elective program a REAL exchange pro-

gram. I do appreciate their friendship.

Therefore, I have to admit that being an exchange student here is one of the best moment in my life. If I have a chance, I really want to revisit Hokkaido again. Thank you for everything!

Supapitch Chanthong, Mahidol University



On the day of completion with Dr. Murakami at International Relations Office

Voice of the International Students 医学研究院 国際連携室だより Vol.20

Issued by the International Relations Office, Hokkaido University Faculty of Medicine

Correspondence to : relation@med.hokudai.ac.jp

Website URL : <http://kokusai.med.hokudai.ac.jp>